





Easy to configure



Difficult applications a specialty



Built to withstand the harsnest conditions



Improved productivity & OH&S



Effective throughout all industries

COMMERCIAL AIR COOLING

Braemar[®]

COMMERCIAL

www.braemar.com.au



For more than 40 years Braemar has been Australia's number one choice for heavy Industrial & Commercial cooling. Braemar is the proven performer from small workshops and retail outlets in Australia to some of the world's largest exhibition halls and vehicle manufacturing plants. Mechanical services contractors, Engineers, Architects and Specifiers choose Braemar for unmatched reliability, outstanding performance and cost effectiveness. Across Australia and around the world there is no better range of coolers to suit any application and provide low maintenance and running costs year after year.

RPA Series

Ideal for medium to very large installations

Cabinet

Constructed from mill finish marine grade aluminium for longevity and strength. The RPA series is available in down, side and top discharge configurations. (RPA500 – down discharge only.)

Fan Wheel

The Fan wheel is a double inlet, multi-blade, forward curve, centrifugal type. Constructed from galvanised steel, the wheel is statically balanced and the blower shaft is resilient mounted in metal housings with, self aligning, single row ball bearings.

Water Reservoir

Rotational moulded in polyethylene to provide corrosion free long life and durability. Automatic water dumping is optionally available.

Fan Motors

Tropic proofed two speed motors with high temperature cut-out are fitted as standard. Three phase coolers have manual re-set overload for added safety. Single phase coolers (RPA400) use resilient mountings.

Water Connection

Industry standard connections (1/2 Inch BSP) make installation quick and easy.

Filter Pads

Aspen Fibre or Chillcel® is available on selected models throughout this series to provide optimum choice and extended trouble free operation. Filter pad frames are manufactured from powder coated aluminium and fitted with ABS plastic louvres to enhance appearance and improve performance. Braemar filter pads are designed and manufactured to *maximise* cooling effect.



Units supplied as a standard in grey colour as depicted. An extensive range of custom colours are also available, contact your local representative for details.



Neon indicators on controls for two speed units exclusive to Braemar

- Victoria: Castrol, Toyota Car Manufacturing Plant, GMH Engine Plant, Portland Hospital
- South Australia: Adelaide Airport, BEA Autohaus Mercedes, Coopers Brewery, Officeworks, Origin Energy
- Western Australia: Bunnings, Midland project
- New South Wales: San Remo, South Gunnedah Public School, Harvey Norman, RSL Clubs
- Queensland: Fisher & Paykel, Mother Duck Child-Minding Centres, Tangalooma Island Resort

Installations



RPA Series Information

Model No.	RPA400	RPA450	RPA500	RPA600	RPA700	RPA900
Dimensions (mm)						
Height	1170	1170	1170	1375	1650	1650
Width	1145	1145	1145	1375	1520	1520
Depth	1145	1145	1145	1375	1520	1520

Airflow Capacity (litres per second)

High Speed	4100	4420	4760	5860	7020	8810
Low Speed	2500	2920	3050	3900	4620	6000

Fan Motor

Kw	1.1	2.0	2.0	2.2	2.3	5.5
Phase/current (amps)	1/7.1	3/4.3	3/4.3	3/4.7	3/4.7	3/8.5
Full load current (amps)	7.65	4.80	4.80	5.20	5.20	10.30

Controller Type All coolers available with 2 speed controller only

* Motor capacities may vary due to manufacturers/suppliers specification changes

The next generation in commercial cooling has arrived with the introduction of the Braemar RPB series. The RPB cooler features new two piece pad frames that provide ease of access and ensure safe removal from rooftops. The Permatuf louvers are manufactured using the latest in highly durable structural polymers and are designed to stand the test of time.



RPB Series

Ideal for medium to large installations

Cabinet

The RPB's cabinet is constructed from marine grade aluminium, incorporating channel section corner pillars, mounted on a heavy gauge base frame for structural stability. Numerous components powder coated for extra corrosion protection. Available in Down, Side, and top discharge. Stainless Steel cabinets also available, contact your local representative for details'

Fan Wheel

The Fan wheel is a double inlet, multi-blade, forward curve, centrifugal type. Constructed from galvanised steel, the wheel is statically balanced, the blower shaft on the RPB1200 to 1800 models is mounted in plummer blocks with self aligning, single row ball bearings.

RPB 600 - 1000 models have a stainless steel shaft to ensure easy service and long life which is mounted in metal housings with self aligning single row ball bearings.

Water Reservoir

Rotational moulded in polyethylene to provide corrosion-free durability. Enhanced water distribution ensures an even water distribution and improved efficiency. Automatic water dumping is optionally available.

Fan Motors

Tropic proofed two speed motors with high temperature cut-out are fitted as standard. All coolers are three phase and have manual re-set overload for added safety.

Water Connection

Industry standard connections (1/2 Inch BSP) make installation quick and easy.

Filter Pads

Chillcel® pads on all models. Two piece pad frames for easy and safe maintenance when servicing. Two piece pads ensure a more efficient and even pad saturation. 10 year guarantee on pad frames. Braemar filter pads are designed and manufactured to *maximise* cooling efficiency



Non clogging water distributor
Unique design ensures constant, even pad saturation and maximises the cooling effect.



Neon indicators on controls for two speed units exclusive to Braemar

Victoria: Toyota Car Manufacturing Plant, Woolworths - Albury, GMH Engine Plant, Ravenhall Remand Centre

South Australia: Adelaide Airport, BEA Autohaus Mercedes, Rural Press, Officeworks, Metro Holden

Western Australia: , Midland project

New South Wales: San Remo, Tabco, Harvey Norman

Queensland: Fisher & Paykel, Mother Duck Child-Minding Centres, RT Edwards Retravision

Installations

RPB Series Information

Model No.	RPB600	RPB700	RPB900	RPB1000	RPB1200	RPB1300	RPB1400	RPB1500	RPB1800	RPB1800
Dimensions (mm)									Down & Top	Side
Height	1510	1510	1510	1510	1855	1855	1855	1855	1855	1855
Width	1520	1520	1520	1520	2030	2030	2030	2030	2030	2030
Depth	1520	1520	1520	1520	2030	2030	2030	2030	2030	2030

Airflow Capacity (litres per second)

High Speed	5900	6450	8810	9800	11400	12750	14080	15050	17690	16300
Low Speed	4360	4600	6000	6625	6625	8545	9435	10005	12052	11890

Fan Motor

Kw	2.2	2.3	5.5	5.5	4.0	5.5	7.5	10	15	15
Phase/current (amps)	3/4.3	3/4.7	3/8.5	3/11.7	3/8.5	3/11.7	3/16.2	3/18.5	3/26	3/26
Full load current (amps)	4.8	5.2	9	12.7	10	13.2	17.7	20	28	28

Controller Type

All coolers available with 2 speed controller only

* Motor capacities may vary due to manufacturers/suppliers specification changes

Braemar RPC evaporative air coolers are perfect for smaller commercial and light industrial cooling applications. The RPC utilises a selection of high-technology components combined with the solid, reliable performance characteristics of the RPA/RPB series air coolers.



RPC Series

Ideal for small to medium installations

Cabinet

Constructed from powder coated marine grade aluminium for strength and durability. The RPC series is well suited for direct on-duct mounting for economical and unobtrusive down discharge installations. Side and top discharge options are also available on most units. Stainless Steel cabinets also available, contact your local representative for details.

Fan Wheel

The Fan wheel is a double inlet, multi-blade, forward curve, centrifugal type and is statically balanced. The blower shaft is mounted in plummer blocks with, self aligning, single row ball bearings.

Water Reservoir

Rotational moulded in polyethylene to provide corrosion free long life.

Fan Motors

Tropic proof two speed or variable speed, resilient mounted for quiet operation.

Electrical Control

The Electrical Control Box is prewired within the cooler and incorporates an isolating switch. Mains wiring is directly to the Control Box.

Water Connection

Industry standard connections (1/2 inch BSP) make installation quick and easy.

Filter Pads

Aspen Fibre or Chillcel® is available to ensure optimum saturation efficiency and extended trouble free operation. Filter pad frames are fitted with ABS plastic louvres to enhance appearance and improve performance. Braemar filter pads are designed and manufactured to *maximise* cooling efficiency.



Units supplied as a standard in grey colour as depicted. An extensive range of custom colours are also available, contact your local representative for details.

Installations

- Victoria: YMCA, Public Schools Victoria
- South Australia: Adelaide Airport (New Terminal), Largs Bay Sailing Club, Southern Cross Care, Greenacres Vet Clinic
- Western Australia: Clarkson Tavern, Midland project
- New South Wales: San Remo, Lutheran Aged Care, Mudgee Primary
- Homes, Hotel kitchens for make up air and replacement units for other brands

RPC Series Information

Model No.	RPC250	RPC320	RPC400	RPC450
Dimensions (mm)				
Height - top & down	860	860	1000	1120
Height - side	1000	1000	1120	-
Width	910	1150	1050	1050
Depth	910	1150	1050	1050

Airflow Capacity (litres per second) at free discharge

High: 2 Speed/Variable	1900/1900	2600/2600	3050/3050	3400/3400
Low: 2 Speed/Variable	1270/850	1730/1150	2035/1310	2265/1450

Fan Motor

Watts	560	750	1100	1500
Phase/current (amps)	1/3.6	1/5.2	1/6.2	1/7.2

Motors available in Variabel Speed or Two- speed





The EA Series evaporative air coolers are available in a range of sizes and output configurations to suit most smaller commercial and light-industrial uses. These robust coolers are constructed from UV stabilised structural polymer that combines with an advanced water distribution system to give years of reliable, corrosion-free cooling.

EA Series

Ideal for smaller commercial & light industrial cooling

Cabinet

Moulded from UV stabilised structural polymer for long lasting corrosion free performance. Down and side discharge configuration is available on most models. The down discharge cooler is ideal for direct on-duct mounting providing very economical installations.

Fan Wheel

Centrifugal design for maximum performance, moulded from polypropylene, and mounted on a stainless steel shaft within a moulded polypropylene housing ensuring long trouble free service.

Water Reservoir

Moulded in structural polymer to guarantee a long, corrosion-free life, and ease of service.

Fan Motors

Tropic proof two speed single phase resilient mounted motors are used for quiet operation.

Water Connection

Industry standard connections (1/2 inch BSP) make installation quick and easy.

Filter pads

Aspen fibre is used throughout this series. Filter pad frames are moulded in corrosion-free UV stabilised polypropylene to enhance appearance for many years to come.



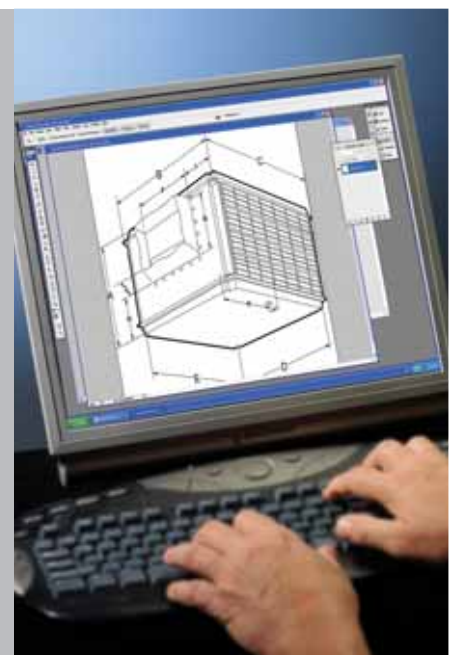
Applications

- Schools
- Nursing Homes
- Clubs
- Hotels
- Sports Stadiums
- Halls
- Retail Showrooms
- Commercial Kitchens
- Child Minding Centres

EA Series Information

Model No.	EA90	EA120	EA150
Dimensions (mm)			
Height	885	1185	1185
Width	1005	1005	1005
Depth	945	945	945
Weight (operating)	98kg	106kg	111kg
Weight (shipping)	72kg	83kg	88kg
Airflow Capacity (litres per second) at free discharge			
High	1900	2650	3150
Low	1300	1740	2200
Fan Motor			
Watts	550	750	1500
Phase/current (amps)	1/3.6	1/4.8	1/8.6

Note: EA150 Available as down discharge only all other models available in down or side discharge
The EA120 model is available available with variable or two speed controllers





Seeley International Pty Ltd
ACN 054 687 035

Head Office:
1 – 11 Rothesay Ave,
St. Marys
South Australia 5042

Telephone
08 8276 2355
Facsimile 08 8276 4542
Website: www.braemar.com.au
Email: marketing@braemar.com.au

CONTACT:

Seeley International is Australia's largest manufacturer of evaporative air coolers.

The Company's focus on innovation and product excellence has made it a world leader in the design and manufacture of evaporative air cooling equipment.

Seeley International heating and cooling equipment can be found in more than 100 countries around the world.

Braemar and Convair evaporative air cooling are the natural, reliable and cost-effective way to cool a wide range of work and pleasure applications.

Natural

Braemar and Convair Commercial cooling provide a constant flow of fresh cool air supplied by nature's very own cooling process – evaporation.

Reliable

Braemar and Convair are renowned for reliability, extremely low running costs and minimal maintenance expenses.

Effective

Comfortable employees and cool machinery can produce surprising increases in productivity.

Now is the time to join other leading companies throughout the world by investing comfort into your business to help ensure its profitability and future.

Small shop or huge factory, whatever the industry, whatever your cooling requirement, there is a quality Braemar or Convair evaporative air cooler just waiting to perform it for you.

Ask your dealer for specialist advice on these superb products and their comprehensive world-class warranties.



Seeley international Pty Ltd has a policy of continuous product development and therefore reserves the right to make changes to these specifications without notice. Whilst every care has been taken to assure accuracy of the data compiled in this brochure, Seeley international does not assume any liability for errors and/or omissions.