

RPB600 PRODUCT SPECIFICATION

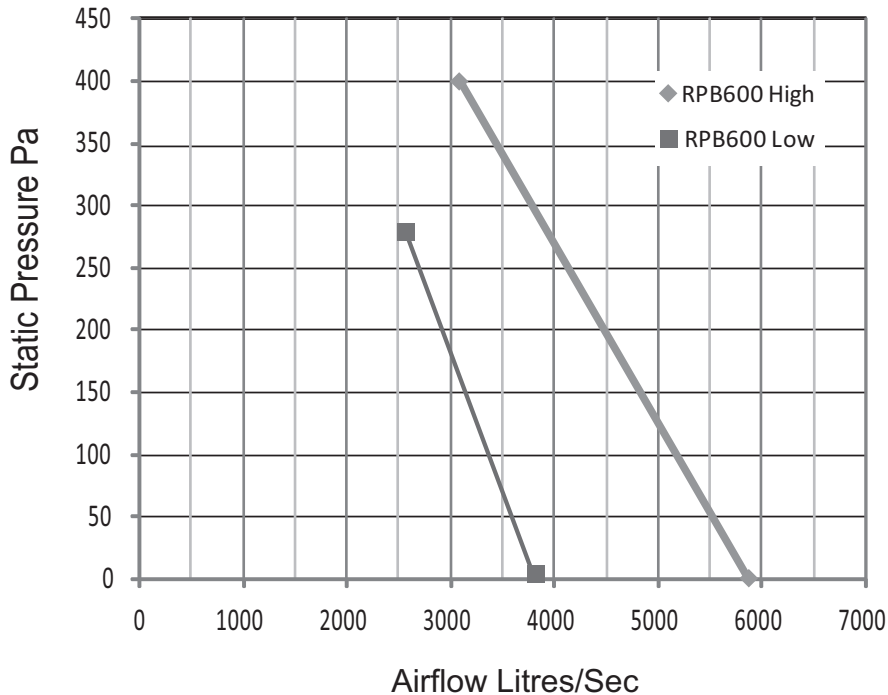
Technical Detail

CAPACITY		BLOWER WHEEL		FILTER PADS	
Discharge Type:	D, S, T	Dia x Width mm	760 x 635	Size mm	595 x 580 (12)
High L/s	5860	Shaft mm	31.75	Area m2	4.14
Low L/s	3900	Pulley mm	455 x 2A	Velocity m/s	1.48
		Speed RPM	285 : 190	Material	Chilcel
		Outlet mm	780 x 760		
SHIPPING		PUMP		MOTOR	
Height mm	1630	Rating Watt	50	Type:	2 Speed 3 ph.
Length mm	1560			Speed RPM	1440 : 960
Width mm	1560			Rating kW	2.5 : 1.1
Volume m3	3.97	RESERVOIR		Current AMP	5.0 : 4.0
Mass kg	295	Capacity Litres	55	Supply	415V 50 Hz
Net Unit kg	265	Drain Size : Thread	48 : 40	Pulley	90 x 28 x 2A
Operating kg	330				

Sound Power Level (SWL)

RPB600 Radiated	80	78	74	74	75	71	61	80
In Duct	72	71	71	71	71	65	54	76
	125	250	500	1k	2k	4k	8k	dBA
OCTAVE BAND CENTRE FREQUENCY (Hz)								

Fan Curves



Note: Fan curves shown are at constant rated current - free discharge - fixed pulleys.
Pulleys for specified pressure applications available on request

It is the policy of Seeley International to introduce continual product improvement. Accordingly, specifications are subject to change without notice. Please consult with your dealer to confirm the specifications of the model selected.

RPB700 PRODUCT SPECIFICATION

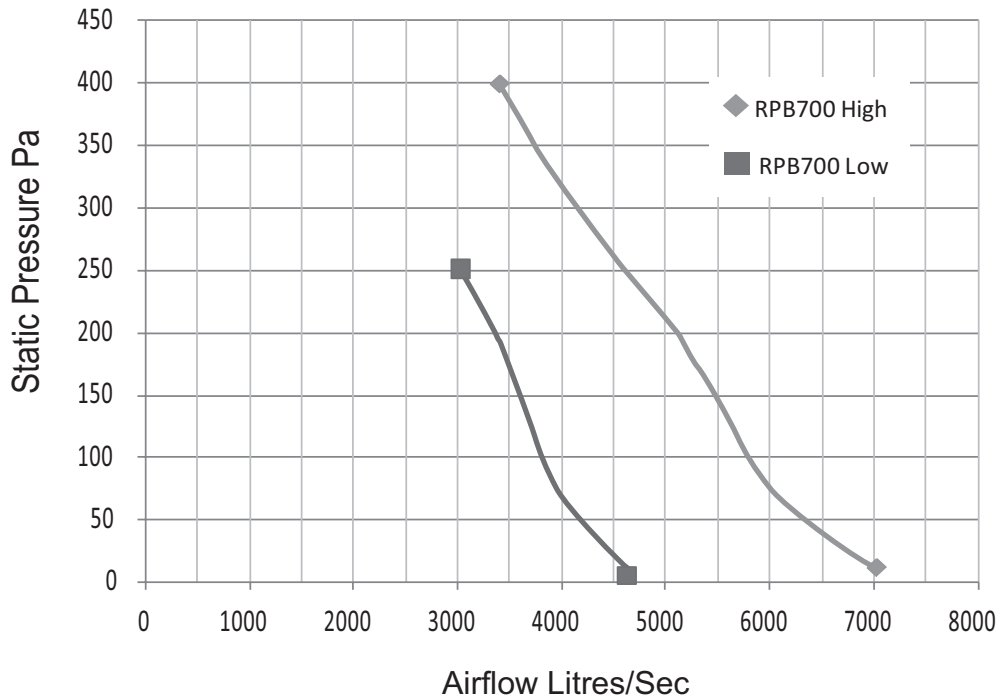
Technical Detail

CAPACITY		BLOWER WHEEL		FILTER PADS	
Discharge Type:	D,S, T	Dia x Width mm	760 x 635	Size mm	595 x 580 (12)
High L/s	7200	Shaft mm	31.75	Area m2	4.41
Low L/s	4620	Pulley mm	455 x 2A	Velocity m/s	1.74
		Speed RPM	355 : 224	Material	Chilcel
		Outlet mm	780 x 760		
SHIPPING		PUMP		MOTOR	
Height mm	1630	Rating Watt	50	Type:	2 Speed 3 ph.
Length mm	1560			Speed RPM	1450 : 955
Width mm	1560			Rating kW	2.5 : 1.1
Volume m3	3.97	RESERVOIR		Current AMP	5.0 : 4.0
Mass kg	295	Capacity Litres	55	Supply	415V 50 Hz
Net Unit kg	265	Drain Size : Thread	48 : 40	Pulley	106 x 28 x 2A
Operating kg	330				

Sound Power Level (SWL)

RPB700	Radiated	78	76	72	71	73	68	58	78
	In Duct	76	74	71	71	74	69	61	78
		125	250	500	1k	2k	4k	8k	dBA
OCTAVE BAND CENTRE FREQUENCY (Hz)									

Fan Curves



Note: Fan curves shown are at constant rated current - free discharge - fixed pulleys.
Pulleys for specified pressure applications available on request

It is the policy of Seeley International to introduce continual product improvement. Accordingly, specifications are subject to change without notice. Please consult with your dealer to confirm the specifications of the model selected.

RPB900 PRODUCT SPECIFICATION

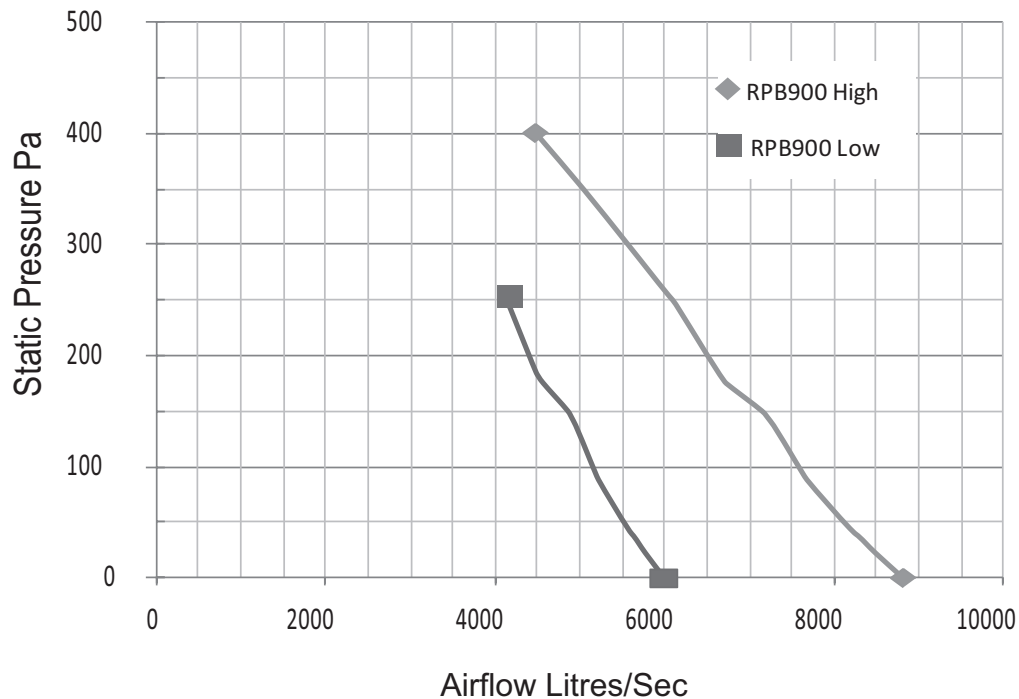
Technical Detail

CAPACITY		BLOWER WHEEL		FILTER PADS	
Discharge Type:	D,S, T	Dia x Width mm	760 x 635	Size mm	595 x 580 (12)
High L/s	8810	Shaft mm	31.75	Area m2	4.14
Low L/s	6000	Pulley mm	455 x 2A	Velocity m/s	2.13
		Speed RPM	398 : 262	Material	Chilcel
		Outlet mm	780 x 760		
SHIPPING		PUMP		MOTOR	
Height mm	1630	Rating Watt	50	Type:	2 Speed 3 ph.
Length mm	1560			Speed RPM	1450 : 955
Width mm	1560			Rating kW	4.5 : 1.5
Volume m3	3.97	RESERVOIR		Current AMP	8.5 : 5.3
Mass kg	331	Capacity Litres	55	Supply	415V 50 Hz
Net Unit kg	301	Drain Size : Thread	48 : 40	Pulley	125 x 38 x 2A
Operating kg	366				

Sound Power Level (SWL)

RPB900 Radiated	82	79	77	78	80	76	66	84
In Duct	83	80	79	79	81	77	71	85
	125	250	500	1k	2k	4k	8k	dBA
OCTAVE BAND CENTRE FREQUENCY (Hz)								

Fan Curves



Note: Fan curves shown are at constant rated current - free discharge - fixed pulleys.
Pulleys for specified pressure applications available on request

It is the policy of Seeley International to introduce continual product improvement. Accordingly, specifications are subject to change without notice. Please consult with your dealer to confirm the specifications of the model selected.

RPB1000 PRODUCT SPECIFICATION

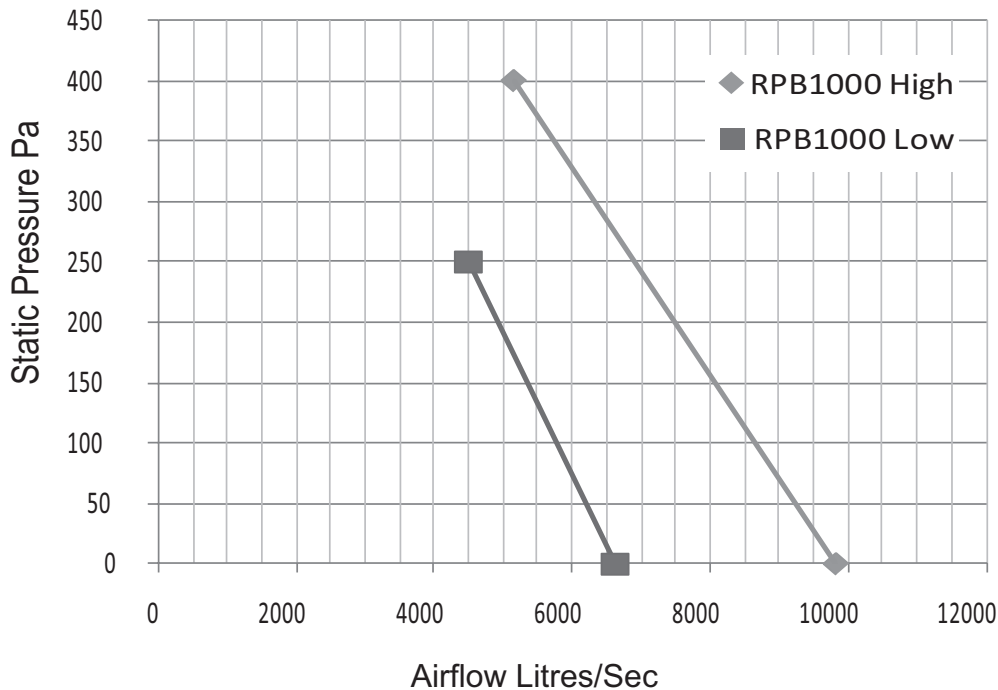
Technical Detail

CAPACITY		BLOWER WHEEL		FILTER PADS	
Discharge Type:	D, T	Dia x Width mm	760 x 635	Size mm	595 x 580 (16)
High L/s	9890	Shaft mm	31.75	Area m2	5.52
Low L/s	6625	Pulley mm	455 x 2A	Velocity m/s	1.79
		Speed RPM	421 : 277	Material	Chilcel
		Outlet mm	780 x 760		
SHIPPING		PUMP		MOTOR	
Height mm	1630	Rating Watt	50	Type:	2 Speed 3 ph.
Length mm	1560			Speed RPM	1450 : 955
Width mm	1560			Rating kW	6.0 : 2.7
Volume m3	3.97	RESERVOIR		Current AMP	15.5 : 7.5
Mass kg	376	Capacity Litres	55	Supply	415V 50 Hz
Net Unit kg	346	Drain Size : Thread	48 : 40	Pulley	132 x 38 x 2A
Operating kg	411				

Sound Power Level (SWL)

RPB1000 Radiated	88	86	85	85	84	79	71	89
In Duct	87	86	85	85	84	79	71	89
	125	250	500	1k	2k	4k	8k	dBA
OCTAVE BAND CENTRE FREQUENCY (Hz)								

Fan Curves



Note: Fan curves shown are at constant rated current - free discharge - fixed pulleys.
Pulleys for specified pressure applications available on request

It is the policy of Seeley International to introduce continual product improvement. Accordingly, specifications are subject to change without notice. Please consult with your dealer to confirm the specifications of the model selected.

RPB1200 PRODUCT SPECIFICATION

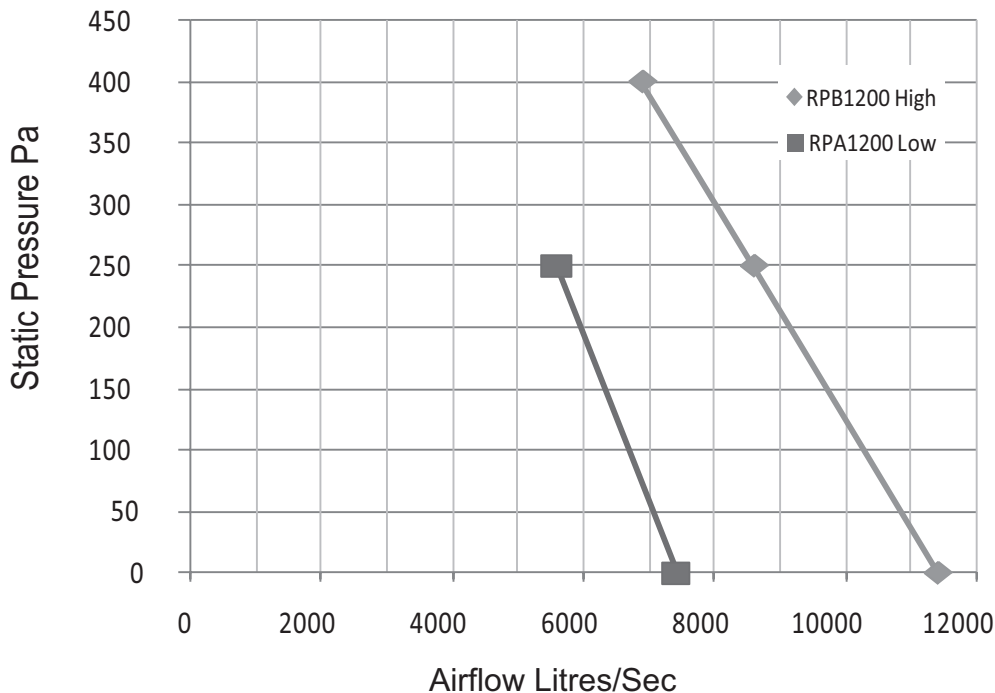
Technical Detail

CAPACITY		BLOWER WHEEL		FILTER PADS	
Discharge Type:	D, S, T	Dia x Width mm	820 x 800	Size Top mm	795 x 580 (6)
High L/s	11470	Shaft mm	40.00	Size Bot mm	795 x 890 (6)
Low L/s	7700	Pulley mm	455 x 2A	Area m2	7.0
		Speed RPM	319 : 210	Velocity m/s	1.64
		Outlet mm	890 x 890	Material	Chilcel
SHIPPING		PUMP		MOTOR	
Height mm	2050	Rating Watt	50	Type:	2 Speed 3 ph.
Length mm	2100			Speed RPM	1450 : 955
Width mm	2100			Rating kW	4.5 : 1.5
Volume m3	9.04	RESERVOIR		Current AMP	8.5 : 5.3
Mass kg	415	Capacity Litres	100	Supply	415V 50 Hz
Net Unit kg	375	Drain Size : Thread	48 : 40	Pulley	106 x 38 x 2A
Operating kg	475				

Sound Power Level (SWL)

RPB1200 Radiated	89	86	85	84	82	78	72	88
In Duct	89	86	85	84	82	78	72	88
	125	250	500	1k	2k	4k	8k	dBA
OCTAVE BAND CENTRE FREQUENCY (Hz)								

Fan Curves



Note: Fan curves shown are at constant rated current - free discharge.

It is the policy of Seeley International to introduce continual product improvement. Accordingly, specifications are subject to change without notice. Please consult with your dealer to confirm the specifications of the model selected.

RPB1300 PRODUCT SPECIFICATION

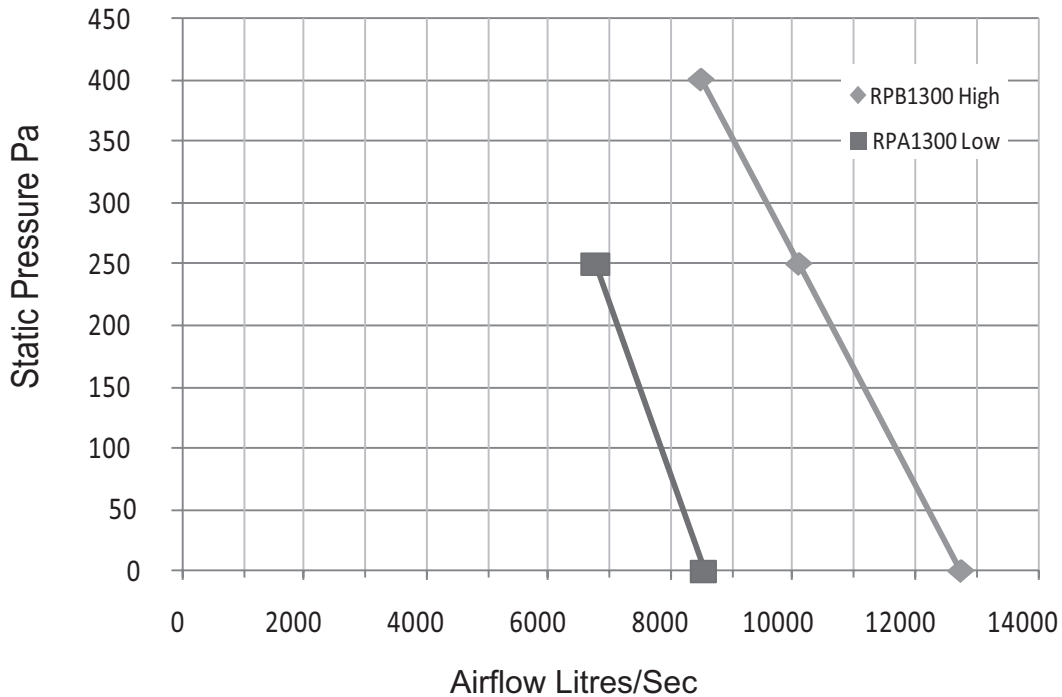
Technical Detail

CAPACITY		BLOWER WHEEL		FILTER PADS	
Discharge Type:	D, S, T	Dia x Width mm	820 x 800	Size Top mm	795 x 580 (6)
High L/s	12750	Shaft mm	40.00	Size Bot mm	795 x 890 (6)
Low L/s	8545	Pulley mm	455 x 2B	Area m2	7.0
		Speed RPM	336 : 228	Velocity m/s	1.82
		Outlet mm	890 x 890	Material	Chilcel
SHIPPING		PUMP		MOTOR	
Height mm	2050	Rating Watt	50	Type:	2 Speed 3 ph.
Length mm	2100			Speed RPM	1450 : 955
Width mm	2100			Rating kW	6.0 : 2.0
Volume m3	9.04	RESERVOIR		Current AMP	11.7 : 6.6
Mass kg	447	Capacity Litres	100	Supply	415V 50 Hz
Net Unit kg	417	Drain Size : Thread	48 : 40	Pulley	118 x 38 x 2B
Operating kg	517				

Sound Power Level (SWL)

RPB1300 Radiated	90	87	86	85	83	79	73	89
In Duct	90	87	86	85	83	79	73	89
	125	250	500	1k	2k	4k	8k	dBA
	OCTAVE BAND CENTRE FREQUENCY (Hz)							

Fan Curves



Note: Fan curves shown are at constant rated current - free discharge.

It is the policy of Seeley International to introduce continual product improvement. Accordingly, specifications are subject to change without notice. Please consult with your dealer to confirm the specifications of the model selected.

RPB1400 PRODUCT SPECIFICATION

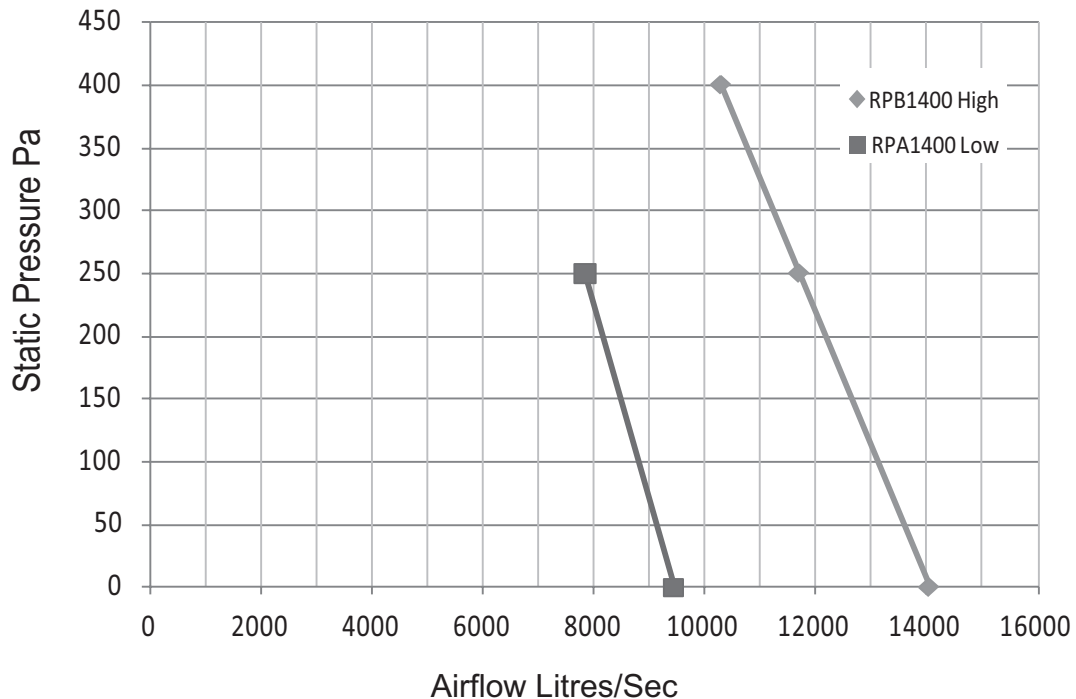
Technical Detail

CAPACITY		BLOWER WHEEL		FILTER PADS	
Discharge Type:	D, S, T	Dia x Width mm	820 x 800	Size Top mm	795 x 580 (6)
High L/s	14080	Shaft mm	40.00	Size Bot mm	795 x 895 (6)
Low L/s	9435	Pulley mm	615 x 2B	Area m2	7.0
		Speed RPM	354 : 233	Velocity m/s	2.01
		Outlet mm	890 x 890	Material	Chilcel
SHIPPING		PUMP		MOTOR	
Height mm	2050	Rating Watt	50	Type:	2 Speed 3 ph.
Length mm	2100			Speed RPM	1450 : 955
Width mm	2100			Rating kW	8.0 : 2.5
Volume m3	9.04	RESERVOIR		Current AMP	16.2 : 7.0
Mass kg	457	Capacity Litres	100	Supply	415V 50 Hz
Net Unit kg	427	Drain Size : Thread	48 : 40	Pulley	150 x 42 x 2B
Operating kg	527				

Sound Power Level (SWL)

RPB1400 Radiated	93	90	89	88	86	82	76	93
In Duct	93	90	89	88	86	82	76	93
	125	250	500	1k	2k	4k	8k	dBA
OCTAVE BAND CENTRE FREQUENCY (Hz)								

Fan Curves



Note: Fan curves shown are at constant rated current - free discharge.

It is the policy of Seeley International to introduce continual product improvement. Accordingly, specifications are subject to change without notice. Please consult with your dealer to confirm the specifications of the model selected.

RPB1500 PRODUCT SPECIFICATION

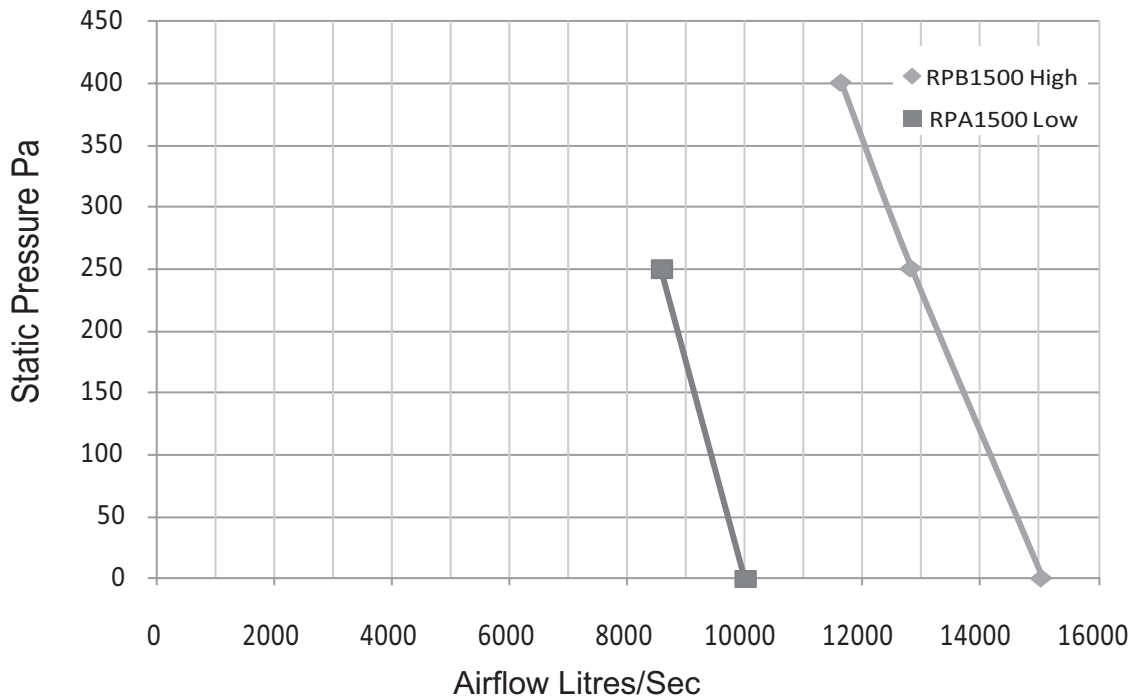
Technical Detail

CAPACITY		BLOWER WHEEL		FILTER PADS	
Discharge Type:	D, S, T	Dia x Width mm	820 x 800	Size Top mm	795 x 580 (6)
High L/s	15050	Shaft mm	40.00	Size Bot mm	795 x 890 (6)
Low L/s	10005	Pulley mm	615 x 2B	Area m2	7.0
		Speed RPM	377 : 248	Velocity m/s	2.15
		Outlet mm	890 x 890	Material	Chilcel
SHIPPING		PUMP		MOTOR	
Height mm	2050	Rating Watt	50	Type:	2 Speed 3 ph.
Length mm	2100			Speed RPM	1465 : 980
Width mm	2100			Rating kW	10.0 : 4.4
Volume m3	9.04	RESERVOIR		Current AMP	18.5 : 10.8
Mass kg	468	Capacity Litres	100	Supply	415V 50 Hz
Net Unit kg	438	Drain Size : Thread	48 : 40	Pulley	160 x 42 x 2B
Operating kg	538				

Sound Power Level (SWL)

RPB1500 Radiated	95	92	91	89	87	84	78	94
In Duct	95	92	91	89	87	84	78	94
	125	250	500	1k	2k	4k	8k	dBA
	OCTAVE BAND CENTRE FREQUENCY (Hz)							

Fan Curves



Note: Fan curves shown are at constant rated current - free discharge.

It is the policy of Seeley International to introduce continual product improvement. Accordingly, specifications are subject to change without notice. Please consult with your dealer to confirm the specifications of the model selected.

RPB1800 D&T PRODUCT SPECIFICATION

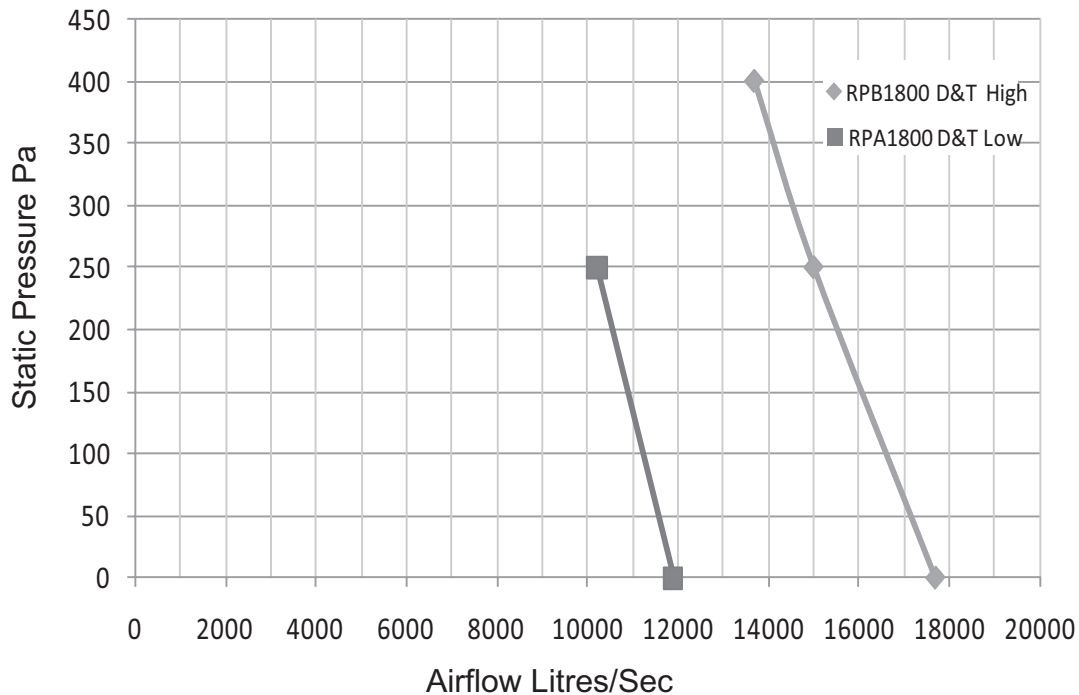
Technical Detail

CAPACITY		BLOWER WHEEL		FILTER PADS	
Discharge Type:	D, T	Dia x Width mm	820 x 800	Size Top mm	795 x 580 (8)
High L/s	17690	Shaft mm	40.00	Size Bot mm	795 x 890 (8)
Low L/s	12052	Pulley mm	615 x 2B	Area m2	9.35
		Speed RPM	453 : 304	Velocity m/s	1.89
		Outlet mm	890 x 890	Material	Chilcel
SHIPPING		PUMP		MOTOR	
Height mm	2050	Rating Watt	50	Type:	2 Speed 3 ph.
Length mm	2100			Speed RPM	1465 : 985
Width mm	2100			Rating kW	15.0 : 6.7
Volume m3	9.04	RESERVOIR		Current AMP	26.0 : 14.4
Mass kg	513	Capacity Litres	100	Supply	415V 50 Hz
Net Unit kg	473	Drain Size : Thread	48 : 40	Pulley	190 x 42 x 2B
Operating kg	573				

Sound Power Level (SWL)

RPB1800 Radiated	97	94	93	91	89	87	82	96
In Duct	97	94	93	91	89	87	82	96
	125	250	500	1k	2k	4k	8k	dBA
OCTAVE BAND CENTRE FREQUENCY (Hz)								

Fan Curves



Note: Fan curves shown are at constant rated current - free discharge.

It is the policy of Seeley International to introduce continual product improvement. Accordingly, specifications are subject to change without notice. Please consult with your dealer to confirm the specifications of the model selected.

RPB1800 SIDE PRODUCT SPECIFICATION

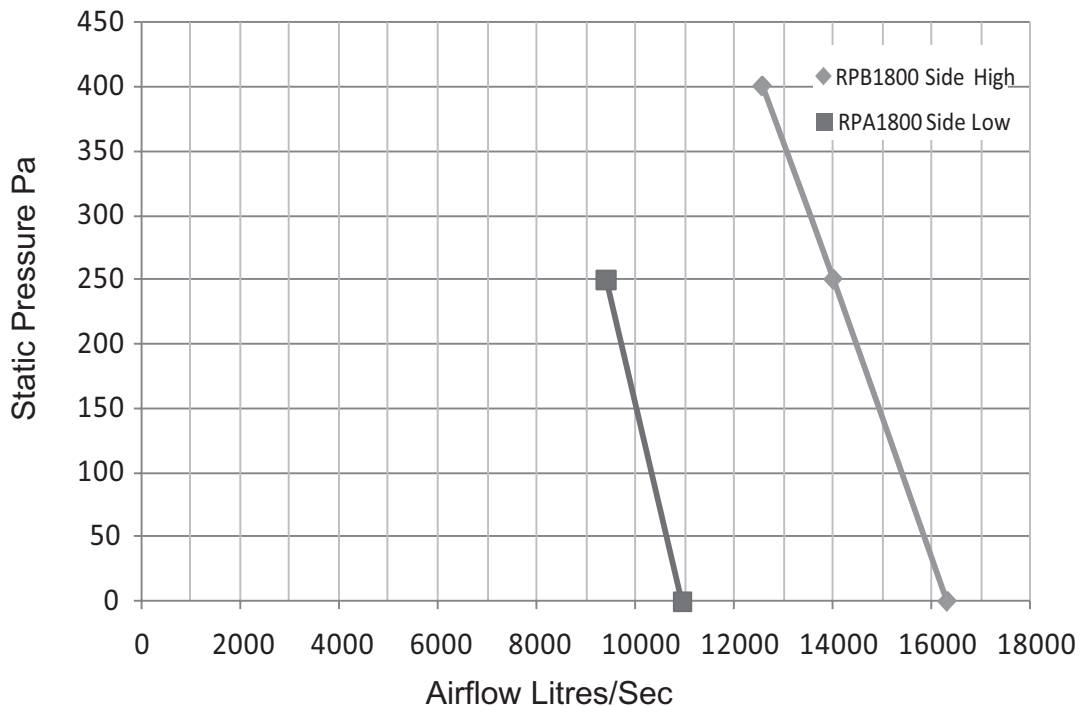
Technical Detail

CAPACITY		BLOWER WHEEL		FILTER PADS	
Discharge Type:	Side	Dia x Width mm	820 x 800	Size Top mm	795 x 580 (6)
High L/s	16300	Shaft mm	40.00	Size Bot mm	795 x 890 (6)
Low L/s	11890	Pulley mm	615 x 2B	Area m2	7.0
		Speed RPM	429 : 288	Velocity m/s	2.33
		Outlet mm	890 x 890	Material	Chilcel
SHIPPING		PUMP		MOTOR	
Height mm	2050	Rating Watt	50	Type:	2 Speed 3 ph.
Length mm	2100			Speed RPM	1450 : 955
Width mm	2100			Rating kW	15.0 : 6.7
Volume m3	9.04	RESERVOIR		Current AMP	26.0 : 14.4
Mass kg	501	Capacity Litres	100	Supply	415V 50 Hz
Net Unit kg	461	Drain Size : Thread	48 : 40	Pulley	180 x 42 x 2B
Operating kg	561				

Sound Power Level (SWL)

RPB1800 Radiated	97	94	93	91	89	87	82	96
In Duct	97	94	93	91	89	87	82	96
	125	250	500	1k	2k	4k	8k	dBA
OCTAVE BAND CENTRE FREQUENCY (Hz)								

Fan Curves



Note: Fan curves shown are at constant rated current - free discharge.

It is the policy of Seeley International to introduce continual product improvement. Accordingly, specifications are subject to change without notice. Please consult with your dealer to confirm the specifications of the model selected.