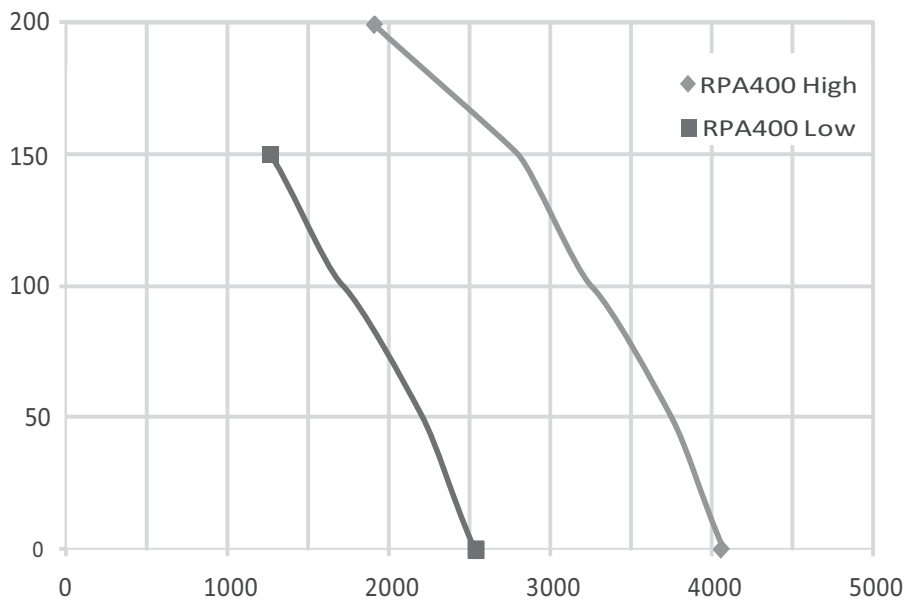


RPA400 PRODUCT SPECIFICATION

Technical Detail

CAPACITY		BLOWER WHEEL		FILTER PADS	
Discharge Type:	D, S, T	Dia x Width mm	560 x 560	Size mm	915 x 485 (6)
High L/s	4100	Shaft mm	25.4	Area m2	2.66
Low L/s	2500	Pulley mm	305 x A	Velocity m/s	1.54
		Speed RPM	350 : 233	Material	Chilcel / Aspen
		Outlet mm	610 x 610		
SHIPPING		PUMP		MOTOR	
Height mm	1300	Rating Watt	50	Type:	2 Speed 1 ph.
Length mm	1175			Speed RPM	1380 : 920
Width mm	1175			Rating kW	1.1 : 0.55
Volume m3	1.79	RESERVIOR		Current AMP	7.1 : 4.5
Mass kg	136	Capacity Litres	50	Supply	240V 50 Hz
Net Unit kg	119	Drain Size : Thread	48 : 40	Pulley	76-100 x 15.75 x A
Operating kg	169				

Fan Curves



Note: Fan curves shown are at constant rated current - free discharge.

It is the policy of Seeley International to introduce continual product improvement. Accordingly, specifications are subject to change without notice. Please consult with your dealer to confirm the specifications of the model selected.

RPA450 PRODUCT SPECIFICATION

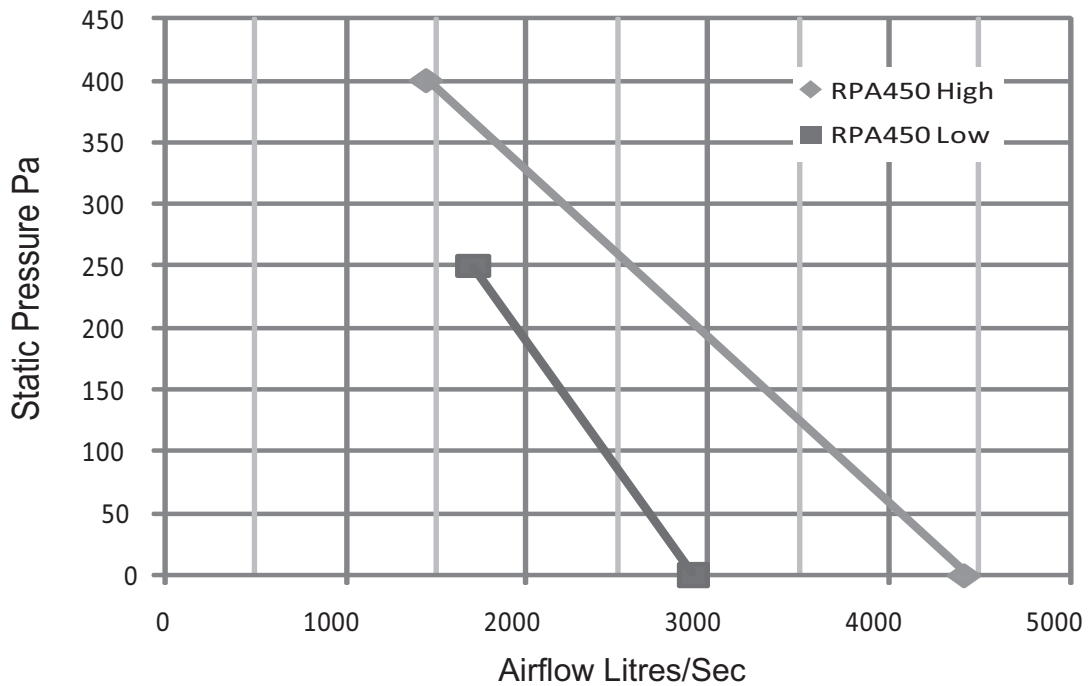
Technical Detail

CAPACITY		BLOWER WHEEL		FILTER PADS	
Discharge Type:	D, S, T	Dia x Width mm	560 x 560	Size mm	915 x 485 (6)
High L/s	4420	Shaft mm	25.4	Area m2	2.66
Low L/s	2920	Pulley mm	355 x A	Velocity m/s	1.66
		Speed RPM	446: 297	Material	Chilcel & Aspen
		Outlet mm	610 x 610		
SHIPPING		PUMP		MOTOR	
Height mm	1300	Rating Watt	50	Type:	2 Speed 3 ph.
Length mm	1175			Speed RPM	1440 : 960
Width mm	1175			Rating kW	2.5 : 0.55
Volume m3	1.79			Current AMP	4.3 : 2.9
Mass kg	141	RESERVOIR		Supply	415V 50 Hz
Net Unit kg	124	Capacity Litres	50	Pulley	100-125 VP x 28 x A
Operating kg	174	Drain Size : Thread	48 : 40		

Sound Power Level (SWL)

RPA450 Radiated	80	75	74	72	74	70	60	79
In Duct	77	79	76	74	77	71	65	81
	125	250	500	1k	2k	4k	8k	dBA
OCTAVE BAND CENTRE FREQUENCY (Hz)								

Fan Curves



Note: Fan curves shown are at constant rated current - free discharge.

It is the policy of Seeley International to introduce continual product improvement. Accordingly, specifications are subject to change without notice. Please consult with your dealer to confirm the specifications of the model selected.

RPA500 PRODUCT SPECIFICATION

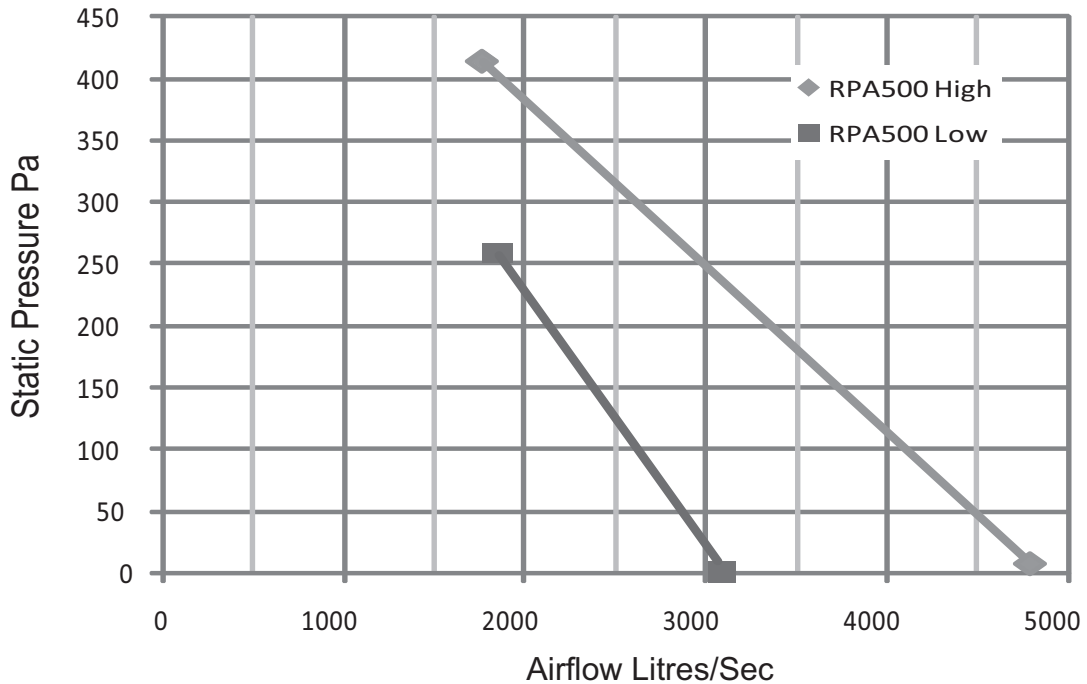
Technical Detail

CAPACITY		BLOWER WHEEL		FILTER PADS	
Discharge Type:	D, only	Dia x Width mm	560 x560	Size mm	915 x 485 (8)
High L/s	4760	Shaft mm	25.4	Area m2	3.55
Low L/s	3050	Pulley mm	355 x A	Velocity m/s	1.34
		Speed RPM	446: 297	Material	Chilcel & Aspen
		Outlet mm	610 x 610		
SHIPPING		PUMP		MOTOR	
Height mm	1300	Rating Watt	50	Type:	2 Speed 3 ph.
Length mm	1175			Speed RPM	1440 : 960
Width mm	1175			Rating kW	2.5 : 0.55
Volume m3	1.79	RESERVOIR		Current AMP	4.3 : 2.9
Mass kg	142	Capacity Litres	50	Supply	415V 50 Hz
Net Unit kg	125	Drain Size : Thread	48 : 40	Pulley	100-125 VP x 28 x 1A
Operating kg	175				

Sound Power Level (SWL)

RPA500 Radiated	71	76	74	73	75	69	59	79
In Duct	78	78	76	75	77	73	65	82
	125	250	500	1k	2k	4k	8k	dBA
OCTAVE BAND CENTRE FREQUENCY (Hz)								

Fan Curves



Note: Fan curves shown are at constant rated current - free discharge.

It is the policy of Seeley International to introduce continual product improvement. Accordingly, specifications are subject to change without notice. Please consult with your dealer to confirm the specifications of the model selected.